



PRECISELY THE BEST.

Count on thickness precision within the narrowest tolerances

Fact sheet, thickness tolerances, hot-rolled steel strip | Page 1/3 | January 2022

THICKNESS TOLERANCES HOT-ROLLED STEEL STRIP

At voestalpine, we are setting a new standard in the thickness tolerance of hot-rolled steel strip. State-of-the-art manufacturing lines and innovative measuring and control equipment guarantee hot-rolled steel strip of the highest quality and within the narrowest thickness tolerances. At voestalpine, we guarantee highest precision in three classes across the entire width and length of the strip.

Count on precise advantages:

- » Guaranteed thickness tolerance values across the entire width and length of the strip
- » Stable processes and efficiency during production
- » Reproducible components with economical production

Hot-rolled steel strip is now also available as a greentec steel edition in proven quality with a reduced CO₂ footprint.

Premium quality with reduced carbon footprint

greentec steel

by voestalpine



...because
we care.
voestalpine.com/stella



ULTIMATE class:

- » up to 1/6 of the standard tolerance
- » for nominal pickled strip thicknesses ranging between 2.5 and 6.0 mm



ULTIMATE Class

ADVANCED class:

- » up to 1/4 of the standard tolerance
- » for nominal strip thickness ranging between 2.0 and 20.0 mm



ADVANCED Class

BASIC class:

- » 50% of the standard tolerance
- » for nominal strip thickness ranging between 2.0 and 20.0 mm



BASIC Class

HIGH-CLASS STEEL STRENGTH

The tolerance values indicated in thickness tolerance classes apply to all hot-rolled steels of voestalpine, regardless of strip width and steel strength class (mild steels rated separately). The reference values for all voestalpine tolerances are those specified in EN 10051:2010. The thickness tolerance guarantees apply to 100% of the strip surface.

BASIC class

Compliance with the narrowest tolerances is the voestalpine standard. The state-of-the-art production facilities of voestalpine make it possible for us to deliver 50 % of the values specified in DIN EN 10051:2010 as a standard for all steel grade classes A through D.






































ADVANCED class

The most modern production technologies and self-learning production systems based on overall statistics make it possible to further narrow our thickness tolerances. Hot-rolled steel strip made by voestalpine achieves thickness tolerances of up to a quarter of the value pursuant to DIN EN 10051:2010, independent of class A to D. This makes it the best starting material for stable processes and greater efficiency in your production.

ULTIMATE class

Should the thickness tolerances not meet your application requirements, voestalpine can even go a step further using intelligent production systems combined with a unique production process. Thickness tolerances of up to one sixth of those set forth for pickled material in DIN EN 10051:2010 can be achieved by thickness-controlled skin passing. The values achieved, for example, significantly exceed the values set forth in DIN EN 10131:2006 (cold-rolled flat products without any coating, mild steels with electrolytic zinc or tin-nickel coating and steels with higher yield strength for cold forming, limiting dimensions and forming tolerances). This makes it possible for the hot-rolled steel strip made by voestalpine to precisely meet your requirements and offers the best conditions for economical and efficient production.

Thickness tolerances for hot-rolled steel strip

Nominal thickness t	Thickness tolerances +/-			
	ULTIMATE class*	ADVANCED class*	BASIC class**	EN 10 051***
t ≤ 2.00		0.08 	0.15 	0.29 
2.00 < t ≤ 2.50		0.08 	0.16 	0.32 
2.50 < t ≤ 3.00	0.05 	0.09 	0.17 	0.34 
3.00 < t ≤ 4.00	0.05 	0.10 	0.18 	0.36 
4.00 < t ≤ 5,00	0.05 	0.11 	0.20 	0.39 
5.00 < t ≤ 6.00	0.05 	0.12 	0.20 	0.41 
6.00 < t ≤ 8.00		0.13 	0.21 	0.43 
8.00 < t ≤ 10.00		0.15 	0.24 	0.48 
10.00 < t ≤ 12.50		0.15 	0.26 	0.52 
12.50 < t ≤ 15.00		0.20 	0.27 	0.56 
15.00 < t ≤ 20.00		0.28 	0.31 	0.63 





* Applies to all steels featured in EN10051 of strength class A to D (independent of width). Ultimate class following technical testing.

Dimensions in mm

** EN10051, Class D as an example of nominal width 1.500 to 1.800 mm

*** EN 10 051, standard values pursuant to strip and sheet class D with nominal width ranging between 1.500 and 1.800 mm

Example of alform 500M with a thickness of 6 mm and a width of 1.500 mm

ULTIMATE class	0.05	
ADVANCED class	0.12	
BASIC class	0.20	
EN 10 051	0.41	

Dimensions in mm

Limited thickness tolerances for mild steels

Nominal thickness t	Thickness tolerances and widths +/-							
	t ≤ 2.00	2.00 < t ≤ 2.50	2.50 < t ≤ 3.00	3.00 < t ≤ 4.00	4.00 < t ≤ 5.00	5.00 < t ≤ 6.00	6.00 < t ≤ 8.00	8.00 < t ≤ 11.00
Mild steel	0.09	0.09	0.10	0.10	0.10	0.11	0.13	0.16

Narrower thickness tolerances for mild steels upon request

Dimensions in mm

Carbon footprint, greentec steel product

greentec steel product	Maximum carbon footprint [kg CO ₂ e/kg steel] ¹⁾
Hot-rolled steel strip	2.1
Hot-dip galvanized steel strip	2.3

¹⁾ The carbon footprint is calculated pursuant to worldsteel CML 2001-2016 (system expansion) on a cradle-to-gate basis.

All products, dimensions and steel grades listed in each voestalpine supply range are available in the greentec steel edition.

Is the ultimate class not enough for you? Please do not hesitate to contact us.

The information and product properties contained in this printed material are non-binding and serve the sole purpose of technical orientation. They do not replace individual advisory services provided by our sales and customer service teams. The product information and characteristics set forth herein shall not be considered as guaranteed properties unless explicitly stipulated in a separate contractual agreement. For this reason, voestalpine shall not grant any warranty nor be held liable for properties and/or specifications other than those subject to explicit agreement. This also applies to the suitability and applicability of products for certain applications as well as to the further processing of materials into final products. All application risks and suitability risks shall be borne by the customer. The General Terms of Sale for Goods and Services of the voestalpine Steel Division shall apply to all materials supplied by the voestalpine Steel Division and can be accessed using the following link: www.voestalpine.com/stahl/en/The-Steel-Division/General-Terms-of-Sale

Technical changes are reserved. Errors and misprints are excepted. No part of this publication may be reprinted without explicit written permission by voestalpine Stahl GmbH.

Please find further information and downloadable files at www.voestalpine.com/ultralights



voestalpine Stahl GmbH
voestalpine-Strasse 3
4020 Linz, Austria
produktmanagement@voestalpine.com
www.voestalpine.com/stahl

voestalpine

ONE STEP AHEAD.